

GLOW 

# SPACE TRAVELERS

ALIEN PO 1 - 4

CultuurStation 



GLOW 



# Start les




# GLOW

Every year in November, light festival Glow takes place in Eindhoven. Dozens of national and international light artists showcase their work at various locations in the city of light.

This year, Glow takes place from November 9th to 16th.

- Have you ever seen a GLOW artwork?
- Which one do you remember and why?
- What else can you tell about GLOW?





## Explore the Universe Together

With bulging pockets and full bags, a small group of curious children sneak out at night. They call themselves “The Space Travelers” and are going on an adventure tonight! They see countless beautiful stars. In awe, they watch comets flying by.

What else might there be to discover in that vast dark sky?! They go on an exploration through space, searching for the most beautiful planet!

Planets in all the colors of the rainbow soon come towards them. Red, yellow, green. One even more beautiful than the other. Stars zoom by and seem to wink. The Space Travelers are amazed. There is so much beauty to see in the universe: UFOs, funny space creatures, bizarre planets. And look! An astronaut waves cheerfully at them!







GLOW 



A planet slowly comes closer. Strange space creatures jump around and shout in an alien language: Ksssh blabla kss-wa. The Space Travelers decide to introduce themselves. After a cup of space tea, they quickly leave to discover more.

And suddenly, they see it. As small as a marble, a shiny green-blue planet. The Space Travelers stare in awe at their home planet. How beautiful it is there... From so far away, they can really see how land, sea, and sky all belong together! They can't see where one country ends and another begins, and they are too far away to see people and animals. But it is clear that there is life on this planet. And it looks so small and fragile in that vast space!

"That's the most beautiful planet in the universe!" they shout excitedly. "We've found it!" The children decide to return home to tell everyone who will listen how beautiful and fragile Earth is. A new mission is born:

That little green-blue planet deserves all our attention.





# The Space Travelers

During their journey, the Space Travelers encountered aliens in all the colors of the rainbow and with the strangest shapes and sizes.

Today you are going to paint your own imagined alien.

An artist will turn many of your aliens into a large artwork for Glow.





GLOW 

# Hallo!!!

Imagine you have a friend who comes from a very distant planet—that's an alien!

Aliens can look very different from us. Maybe they are purple with green spots and have yellow dots and big antennae.





GLOW 

They live on their own planet far away among the stars. Sometimes aliens appear in stories where they have exciting adventures.

They can also be very curious, just like you! It's fun to imagine what an alien would look like and what kind of jokes it would make.





# Do you know these aliens?

In the following slides, you will see some aliens.

Maybe you know them.

Can you describe what they look like?





**Do you recognize this alien?**

Does the alien have a name?

Can you describe what it looks like?







**Do you recognize this alien?**

Does it have a name?

Can you describe what it looks like?

What makes this alien special?



**Do you recognize this alien?**

Does the alien have a name?

Can you describe what it looks like?





Today you will be working with Ecoline or watercolor.

Artist Rob van Mierlo also uses this. For his artworks, he first wets the paper before going over it with Ecoline or watercolor.

This technique is called “wet-on-wet.”





Rob van Mierlo paints animals. Do you recognize the animals he has painted?





GLOW 

# PSSSSSSST.....

## OPDRACHT

Create your own alien.

**Step 1:** Think about what your alien should look like. Make several drawings.

**Step 2:** Choose your favorite alien.

**Step 3:** Decide which 2 bright colors your alien will have.

**Step 4:** Paint your alien.


**Step 5:** Give your alien eyes, spots, hair, shoes, or something else.






# Let's get started!

GLOW 



Think about what your alien should look like.  
Make several drawings.




Choose your favorite alien.



# Let's get started!

GLOW 



Paint your chosen alien large on the thicker paper with a little water.



Choose 2 bright and striking colors that suit the character of your alien. First, paint parts of your alien with the first color.



# Let's get started!

GLOW 



Then paint the rest of your alien with the second color.



The colors will blend a bit, which is normal. But you must not mix them on purpose.



# Let's get started!

GLOW 



Let your alien dry well.



Use a marker to give your alien eyes, spots, hair, shoes, or come up with something else.





- *How did the painting with Ecoline go?*
- *Which colors did you choose and why?*
- *What are you most proud of in your drawing?*

